

TEVAULT

**Excellence Handpiece
Manufacturer**

CE 1639 ISO 13485

**IN PURSUIT
OF PERFECTION**



Small, faint text or logo at the bottom center of the page.

INTERNAL IRRIGATION

low speed dental handpiece

- CA or FG head easy changeable



01

Polishing

Applicable bur: prophy cup
φ2.35mm



02

Fine

Applicable bur: FG
φ1.60mm



S01

1:1 light kit

CE:1020L-M4



- Internal irrigation
- Noise : ≤ 70 dB
- Rotation speed: 18,000-20,000r/min
- Chuck type: Push button
- Applicable bur: $\Phi 2.35$ mm/ $\Phi 1.60$ mm
- LED contra angle (E generator)

S10

1:1 non-light kit

CE:1020-M4

- Internal irrigation
- Chuck type: Push button
- Noise : ≤ 70 dB
- Rotation speed: 18,000-20,000r/min
- Applicable bur: $\Phi 2.35$ mm/ $\Phi 1.60$ mm

01

The separated design of water pipe and air tube for perfect cooling

02


Core parts made by high-precision stainless steel, more durable

03

High quality FKM sealing provide durable function



S13

1:1 Fiber optic
low speed kit 

CE:1020L-M4

• Fiber optic internal irrigation • Noise : ≤70dB

• Rotation speed: 18,000-20,000r/min • Chuck type: Push button

• Applicable bur: Φ2.35mm/Φ1.60mm



Contra Angle >>

 FIBER OPTIC

ORDER: CIF-01C

CE: 1020L-M4



Push button
CA Φ2.35mm/FG Φ1.60mm
Max speed:40,000 r/min

Contra Angle >>

 LED

CE: 1020L-M4



Push button
CA Φ2.35mm/FG Φ1.60mm
Max speed: 20,000r/min **ORDER: CIL-01C**
40,000r/min **ORDER: CIL-21C**

Contra Angle >>

CE: 1020-M4



Push button
CA Φ2.35mm/FG Φ1.60mm
Max speed: 20,000r/min **ORDER: CIN-01C**
40,000r/min **ORDER: CIN-21C**

Air Motor▶▶

ORDER: MIF-01C CE: 1020L-M4



Max speed:20,000 r/min Air pressure:245-392 kPa
Atomize water pressure: 200kPa Atomize air pressure: 200kPa

Straight Head▶▶

ORDER: SIF-01C CE: 1020L-M4



CA Φ 2.35mm
Swivel ring type
Max speed:40,000 r/min

Air Motor▶▶

ORDER: BIN-01C CE: 1020-B2
ORDER: MIN-01C CE: 1020-M4



Max speed:20,000 r/min Air pressure:245-392 kPa
Atomize water pressure: 200kPa Atomize air pressure: 200kPa

Straight Head▶▶

ORDER: SIN-03C CE: 1020-M4



Swivel ring type
CA Φ 2.35mm
Max speed:40,000 r/min

S06

Latch type
Push button kit

CE:1024-B2



S08

CE:1021-M4

- Air pressure:245-392kPa
- Noise : ≤ 70 dB
- Rotation speed:16,000-20,000r/min
- Chuck type: Latch type/Push button



S03

CE:1024-B2

- Air pressure:245-392kPa
- Noise :≤70dB
- Rotation speed:16,000-20,000r/min
- Chuck type:Latch type



Contra Angle



ORDER: CEN-01C

CE: 1024-B2



Push button
CA Φ 2.35mm
Max speed: 20,000 r/min

Contra Angle



ORDER: CEN-11C

CE: 1024-B2



Push button
FG Φ 1.60mm
Max speed: 20,000 r/min

Polish Contra Angle



ORDER: CEN-31C

CE: 1024-B2




For screw-in type prophy cup
Max speed: 25,000 r/min

Contra Angle



ORDER: CEN-21C

CE: 1024-B2



Latch type
CA Φ 2.35mm
Max speed: 20,000 r/min

Contra Angle



ORDER: CEN-08C

CE: 1024-B2



Push button
CA Φ 2.35mm
Max speed: 20,000 r/min

Air Motor



ORDER: MEN-02C

CE: 1024-B2



Max speed:20,000 r/min
Air pressure:245-392 kPa
Atomize water pressure: 200kPa
Atomize air pressure: 200kPa

Straight Head



ORDER: SEN-04C

CE: 1024-B2



Swivel ring type
CA Φ 2.35mm
Max speed:20,000 r/min

Air Motor



ORDER: BEN-02C

CE: 1024-B2




Max speed:20,000 r/min
Air pressure:245-392 kPa
Atomize water pressure: 200kPa
Atomize air pressure: 200kPa

Straight Head



ORDER: SEN-02C

CE: 1024-B2



Swivel ring type
CA Φ 2.35mm
Max speed:20,000 r/min

Air Motor



ORDER: MEN-08C

CE: 1024-B2



ORDER: BEN-08C

CE: 1024-B2




Max speed:20,000 r/min
Air pressure:245-392 kPa
Atomize water pressure: 200kPa
Atomize air pressure: 200kPa

Straight Head



ORDER: SEN-08C

CE: 1024-B2



Swivel ring type
CA Φ 2.35mm
Max speed:20,000 r/min

Contra Angle



ORDER: R04N-01C

CE: 3040CH



ORDER: R04F -01C

CE: 3040CH



Push button
CA Φ 2.35mm
Max speed: 10,000r/min

Endo Contra Angle



ORDER: R16N-51C

CE: 3040CH



Push button
Max speed: 2,500 r/min
Hand file

4:1 IPR contra angle



ORDER: R04N-41C

CE: 3040CH



Key type
Internal spray
Max speed: 10,000 r/min

4:1 prophy straight handpiece

ORDER: SE04N-01C
CE: 1021-M4



Max speed: 5,000 r/min

Accepts: Disposable prophy angles only

Connection: E-Type

Endo Contra Angle

ORDER: RE04N-03C
CE: 1021-M4



Max speed: 5,000 r/min

Push button

Hand file

Polish Contra Angle

ORDER: RE04N-04C
CE: 1021-M4



Max speed: 5,000 r/min

For screw-in type prophy cup

SEN-09C

Increasing Straight Head

CE:1024-B2

• Gear ratio: 1:2

• Max speed:80,000 r/min

SIN-02C

Surgical Straight Head

CE:1020-M4

• Gear ratio: 1:1

• Max speed:40,000 r/min

• Internal & external spray

SIF-03C

Surgical Straight Head

CE:1020L-M4

• Gear ratio: 1:1

• Max speed:40,000 r/min

• Internal & external spray



20° Surgical Straight Head



ORDER: SEN-10C

CE: 1024-B2



Swivel ring type
Gear ratio: 1:1
Φ2.35mm
Max speed:20,000 r/min

Surgical Straight Head



ORDER: SEN-05C

CE: 1024-B2




Swivel ring type
Gear ratio: 1:1
Φ2.35mm
Max speed:20,000 r/min

Surgical Straight Head



ORDER: SEN-07C

CE: 1024-B2



Swivel ring type
Gear ratio: 1:1
Φ2.35mm
Max speed:20,000 r/min

I04F-01C CE:1020L-M4

1:4.2 Fiber optic surgical contra angle

Rotation speed:168,000r/min Chuck type:Push button Water pressure:0.2-0.3Mpa

External water spray system(ORDER:I04F-01C) Noise:<62dB Stainless steel

Internal water spray system(ORDER:I04F-02C)



I05F-01C CE:1020L-M4

1:5 Fiber optic contra angle

• 1:5 Increasing contra angle,stable light source

• Internal irrigation,triple water spray

• Applicable bur:φ1.60mm



Max torque:80N.cm
▶▶▶▶

ORDER: 201F



CE: 3201CH

Fiber optic

ORDER: 201L



CE: 3201CH

LED, E-generator

ORDER: 201N



CE: 3203CH

Easy detachable structure

Product parameters

Push button


CA φ 2.35mm

Max speed: 2 000r/min

Gear ratio:20:1

Sterilization temperature: 135°C

High torque, up to 80N·cm



Imported bearings




Reciprocating interproximal stripping contra angle

IPR-02C

4:1 IPR contra angle CE:1021-M4

- Gear ratio: 4:1
- Stroke: 1.4mm
- Rotation speed: 10,000r/min



CE:1021-M4
Metal strips
IPR kit

S-11

- 4:1 IPR contra angle:1pcs
- Metal Strips : 10pcs
(15μ/25μ/40μ/60μ/90μ Each type
2pcs)
- Gauge:1pcs
- Holder:1pcs
- Pushrod:1pcs

S-12

CE:1021-M4
Plastic strips
IPR kit



- 4:1 IPR contra angle:1pcs
- Plastic Strips : 9pcs
(Serrated saw:1 pcs,Fine:2pcs
Medium:3pcs,Coarse:3pcs)
- Gauge:1pcs
- Holder:1pcs
- Pushrod:1pcs

Metal strip ▶▶



ORDER: C-SB
CE: M-SS

07 micron - serrated saw



ORDER:
Left: CL-15
Right: CR-15
Double: C-15

CE: M-15

15 micron - for pre polishing



ORDER:
Left: CL-25
Right: CR-25
Double: C-25

CE: M-25

25 micron - for finishing



ORDER:
Left: CL-40
Right: CR-40
Double: C-40

CE: M-40

40 micron - for contouring



ORDER:
Left: CL-60
Right: CR-60
Double: C-60

CE: M-60

60 micron - for reducing



ORDER:
Left: CL-90
Right: CR-90
Double: C-90

CE: M-90

90 micron - for opening contacts



ORDER: L8-02

Plastic strip ▶▶

ORDER:

CE:

01 Serrated saw



I-SS

P-SS

02 Fine



I-FR

P-FR



I-FL

P-FL

03 Medium



I-MR

P-MR



I-ML

P-ML



I-MD

P-MD

04 Coarse



I-CL

P-CL



I-CR

P-CR



I-CD

P-CD

Fiber Optic Quick Coupling Handpiece

TPF3-D-K6 CE: 2300PQL-M4

- Fiber optic Torque Head
- Chuck type: Push button
- Kavo type quick coupling Triple water spray
- Rotation speed:320,000-350,000r/min



High speed dental Handpiece

CK-08-M4 CK-08-B2

CE:2304P-M4 CE:2304P-B2

- Water spray: Single spray
- Chuck type: Push button
- Rotation speed:
320,000-350,000r/min
- Torque head
- Ceramic bearings

02

Clean head system, stop blood and foreign matter from entering the head.



01

Stainless steel, higher hardness more durable, Anti-scratch



CE:2300PL-45

45° LED High Speed Handpiece

- ⊕ 45SPL-B-M4
- ⊖ 45SPL-B-B2

• Single water spray • Chuck type: Push button

• Rotation speed:320,000-350,000r/min • 45 Degree surgical

• Professional LED light source superior brightness



CE:2300P-45B

45° High Speed Handpiece

- ⊕ 45SPN-B-M4
- ⊖ 45SPN-B-B2

• Extended burs available






• Single water spray accurate cooling the tip of bur



CE:2300PL-M4/CE:2300PL-B2

New LED/Non-light High Speed Handpiece



  TPL3 -U-B2 /  TPL3-U-M4

Non-light:  TPN3 -U-B2 /  TPN3-U-M4

Balanced cartridge
more stable and longer service life

CE:2300PL-M4

LED High Speed Handpiece

 TPL3 -W-M4
 TPL3 -W-B2

•Rotation speed:300,000-350,000r/min • Triple spray •Noise:≤60dB

•Head size:12.5mm • Head height:13.3mm • Chuck type:Push button



Mini High Speed Handpiece

- MPN1-U-M4
- MPL1-U-M4
- MPN1-U-B2
- MPL1-U-B2
- CE:2303PL-B2
- CE:2303PL-M4

- Single water spray
- Chuck type: Push button
- Rotation speed:360,000-400,000r/min
- Mini head
- Anti back suction



High & Low speed kit

- T10-M4
- T10-B2

Turbine:CK08

LED turbine: TPL3-W-M4

External irrigation low speed kit:

S-08



- T11-M4
- T11-B2

LED turbine: TPL3-U-M4 2pcs

LED Internal irrigation low speed kit:

S-01



Model No.:3050 EM-1

DIL-20C

Brushless electric micromotor

- Torque:3.2N.cm
- Rotation speed:2,000-40,000r/min
- Three optional settings(1:1/1:5/16:1)



Model No. :3050EM-1

DIL-22C

Built in brushless motor

- Rotation speed:2,000~40,000r/min
- Torque:3.0 N.cm
- Voltage:DC24V-36V
- Motor size:φ22*L74mm
- Weight:77g
- Noise: < 60dB
- Light:LED (white)
- Control system Size:148*80*17mm



Model No. :3050EM-1

DIL-21C Surgery motor

- Cooling water:0-100ml/min
- Rotation speed:0-50,000r/min
- Brushless motor
- Torque:17N.cm
- Self-pumping water



EM-3

Dental Implant Machine

Committed to stress-free healing implant motor

Voltage:220VAC

Maximum power consumption:170VA

Maximum mechanical output power:70W

Motor maximum torque:5.5N·cm

Rated voltage range of motor speed range:(100-40,000)r/min

Cooling water flow rate at 100%:>90ml/min

Illumination of LED: Not less than 2,000 Lux



CE: 3206CH

CEN-20C Implant torque wrench

• Model code:3206CH

• Torque:5-35N.cm

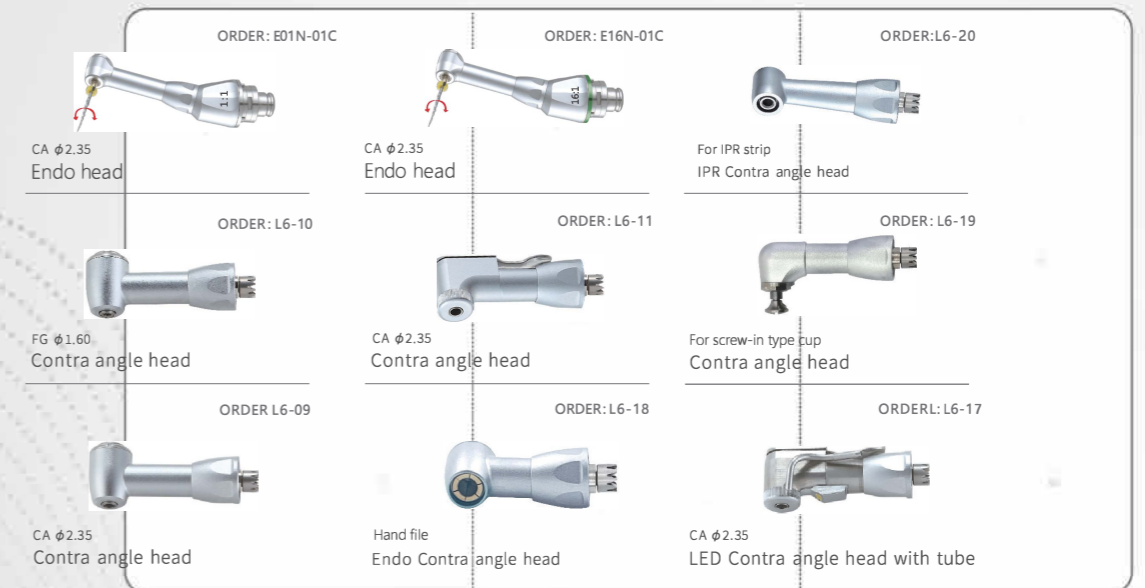
Chuck type: Latch type

• 6pcs screws


• Bur size:2.35mm



Replaceable bur head (External irrigation)



Replaceable bur head (Internal irrigation)



Repair tool



TEALTH Polska
www.tealthpolska.pl
biuro@tealthpolska.pl
tel. +48 22 313 08 80
kom.+48 507 000 450